

Puzzle – articulation

L'image et les pièces (grille avec images) sont à imprimer en recto-verso. **Attention**, le recto-verso doit se faire sur le bord court sinon l'image et le puzzle seront à l'envers.

 Je n'ai pas apposé le nom de ma page sur les puzzles afin de ne pas gâcher le dessin. Je vous demande donc de **respecter mon travail** en ne le **vendant pas** ou en vous l'appropriant (principes de base mais j'aime toujours le rappeler !!). Une publication a déjà été rédigée à ce sujet et a même été épinglée sur ma page : emilles idées de logopède → n'hésitez pas à aller y jeter un oeil si cela n'est pas clair 😊

Je mets tout ceci à votre disposition avec grand plaisir donc veuillez respecter mon travail en **mentionnant bien la source** si vous souhaitez le **partager** à une tierce personne, à un.e collègue ou que sais-je . . . 😊



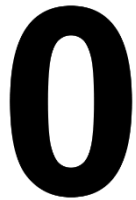






D'avance : Bon amusement !

Facebook : emilles idées de logopède




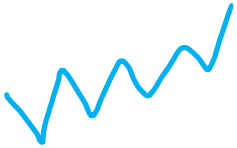





Sources des images : <https://arasaac.org/pictograms/search> ; <https://fr.freepik.com/>










/z/ position initiale












| | | |
|---|--|---|
|  A cartoon illustration of a person with brown hair, wearing a grey jacket and blue pants. They have several red bandages on their arms and legs, and a red bandage is wrapped around their waist. They are standing on a red mat. |  A simple line drawing of a zebra standing and facing right. |  A large, bold, black number zero. |
|  A simple black line drawing of a zigzag pattern. |  A bright yellow, five-pointed star. |  A bright yellow banana with a brown stem. |
|  A simple line drawing of three stick figures. Two are standing and one is in the middle, all with their arms raised and musical notes floating around them, suggesting they are dancing or singing. |  A colorful illustration of a person with dark hair in a bun, wearing a purple long-sleeved shirt and orange pants, sitting in a meditative lotus position on a red mat. There are green plants and a glowing aura around them. |  A stylized illustration of a person in a black and red outfit, possibly a character or a person in a costume, standing with arms outstretched. |




| | | |
|--|---|---|
|  A cartoon illustration of a green-skinned zombie character with wild hair, wearing a white t-shirt and dark pants, holding a red object. |  A cartoon illustration of a zebra with black and white stripes, standing on a small patch of green grass and holding a small orange flower. |  A large, solid orange number 0. |
|  A blue zigzag line with five peaks and four valleys. |  A bright yellow, five-pointed star with a slight 3D effect. |  A yellow ribbon that starts at the bottom left and loops upwards and to the right in a stylized, calligraphic manner. |
|  An illustration of three people (two men and one woman) in athletic wear, performing a synchronized exercise or dance move. |  An illustration of a woman with long dark hair, sitting in a meditative lotus position on a blue circular base with white clouds. |  A photograph of Batman in his iconic black suit and cape, standing on a rooftop against a dark, stormy sky with a full moon. |

| | | | |
|-----------|---|--|---|
| Planche 1 |  |  |  |
| |  |  |  |
| |  |  |  |


| | | | |
|-----------|--|---|---|
| Planche 2 |  |  |  |
| |  |  |  |
| |  |  |  |

/z/ position finale








La vie est belle.



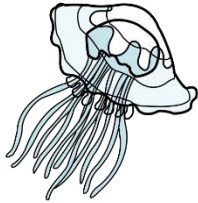




12



14








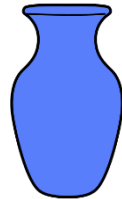


13



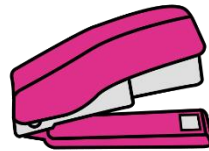
La vie est belle.


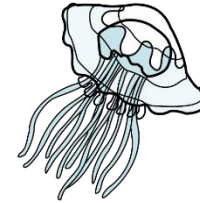






12

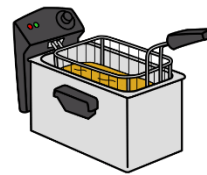


14




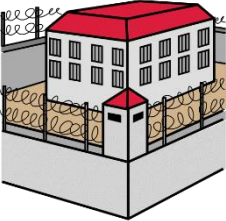







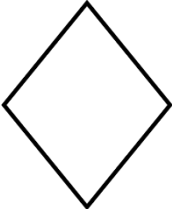




13

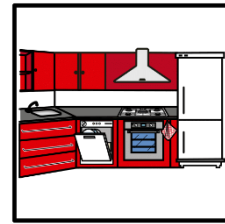


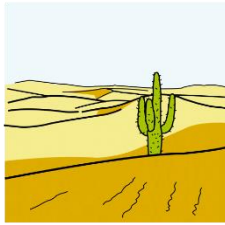







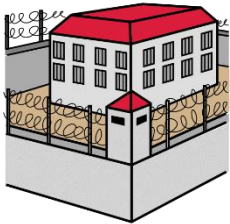









/z/ position médiane








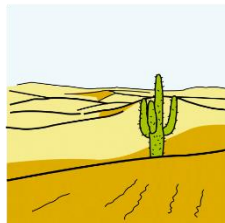
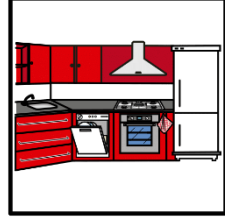





| | | | |
|--|---|--|--|
|  |  |  |  |
|  |  |  |  |
|  |  |  |  |





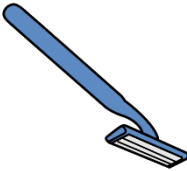






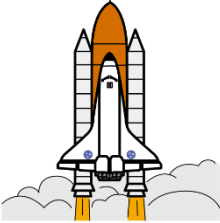



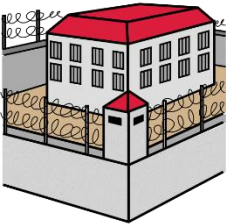




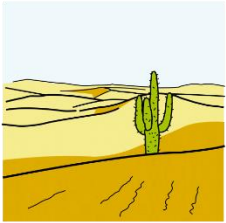



| | | | | |
|-----------|---|--|---|---|
| Planche 1 |  |  |  |  |
| |  |  |  |  |
| |  |  |  |  |



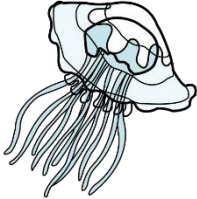

















| | | | | |
|-----------|---|--|---|---|
| Planche 2 |  |  |  |  |
| |  |  |  |  |
| |  |  |  |  |



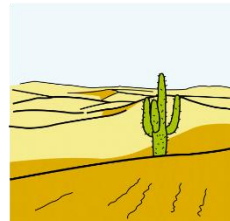
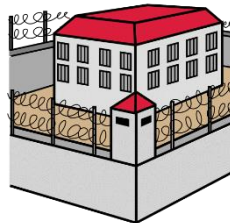





/z/ trois positions






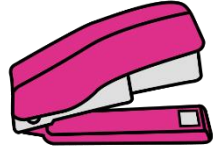

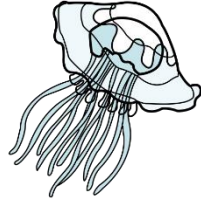


| | | | | |
|---|---|---|---|---|
|  |  |  |  |  |
|  |  |  |  |  |
|  |  |  |  |  |
|  |  |  |  |  |



| | | | | |
|---|---|---|---|---|
|  |  |  |  |  |
|  |  |  |  |  |
|  |  |  |  |  |
|  |  |  |  |  |







Puzzle articulation du phonème /z/

Thème : Les Minions